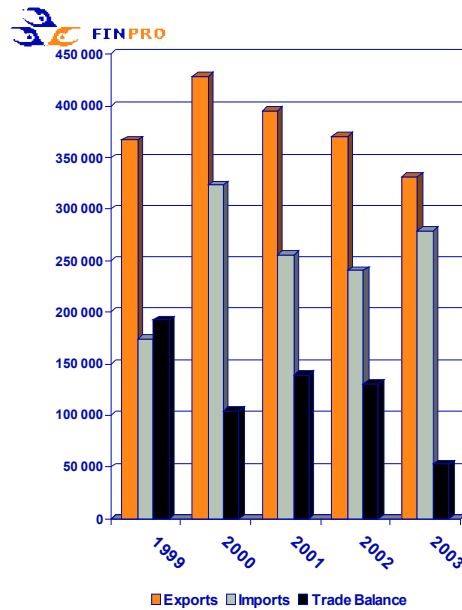


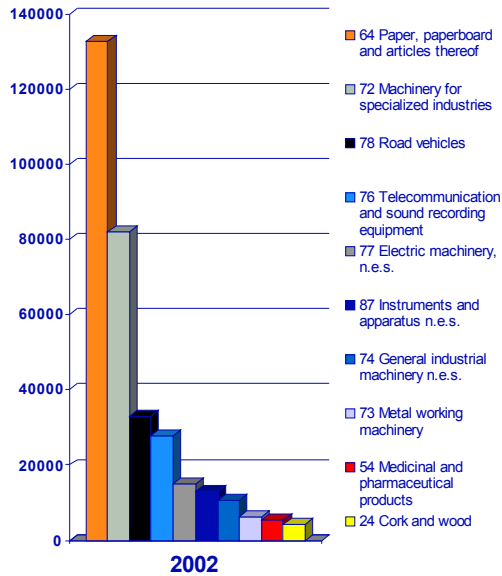
## ***The Development of Exports, Imports and Trade Balance between Australia and Finland in the past five years***



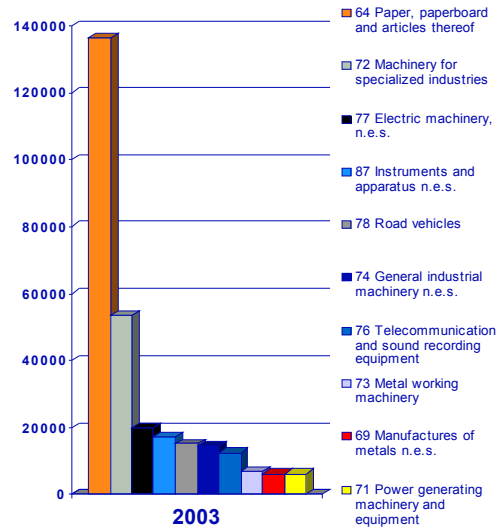
Source: The National Board of Customs

*The Exports shows decrease 9,7 % during the past five years. The statistics indicate that the Exports have decreased 10 % in 2003 compared to the year 2002. Imports have increased 59,4 % from 1999 and last year shows 15,8 % increase from the year 2002.*

## Top ten exports products from Finland to Australia in 2002 and 2003



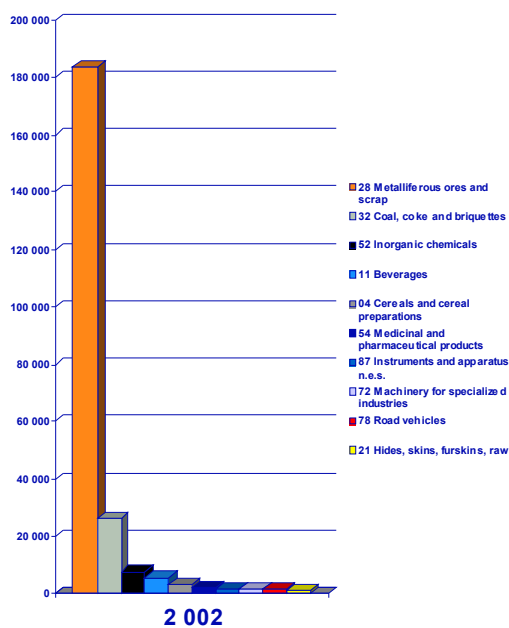
Source: The National Board of Customs



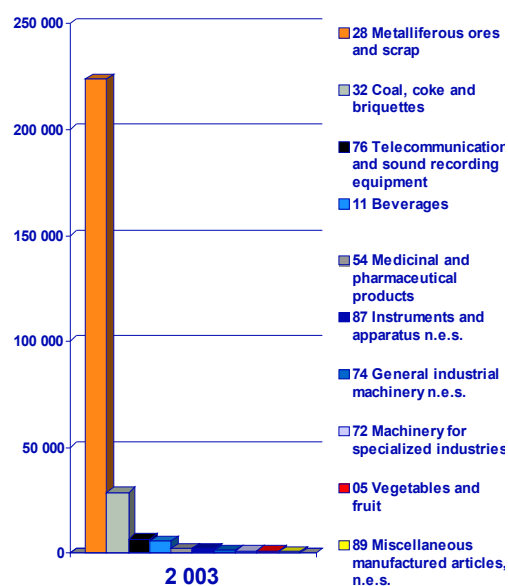
Source: The National Board of Customs

The comparison of the years 2002 (370,8 mill. €) and 2003 (331,9 mill. €) shows a decrease of 10 % in exports from Finland to Australia.

## Top ten imports products from Australia to Finland in 2002 and 2003



Source: The National Board of Customs



Source: The National Board of Customs

*The imports from Australia to Finland show 15,8 % increase during the comparison period. Imports from Australia from January to June 2002 was 242,6 mill. € and 280,9 mill. € during the same period 2003.*

*Source: Statistics Finland and the National Board of Customs*